

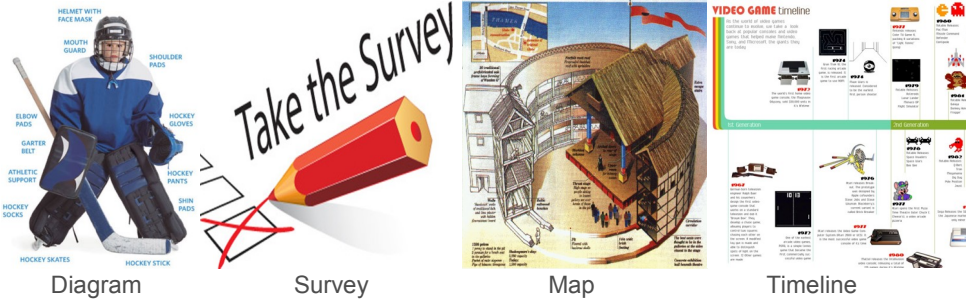
MAGAZINE PROJECT 3

FOCUS: INFORMATIONAL TEXT & TEXT FEATURES

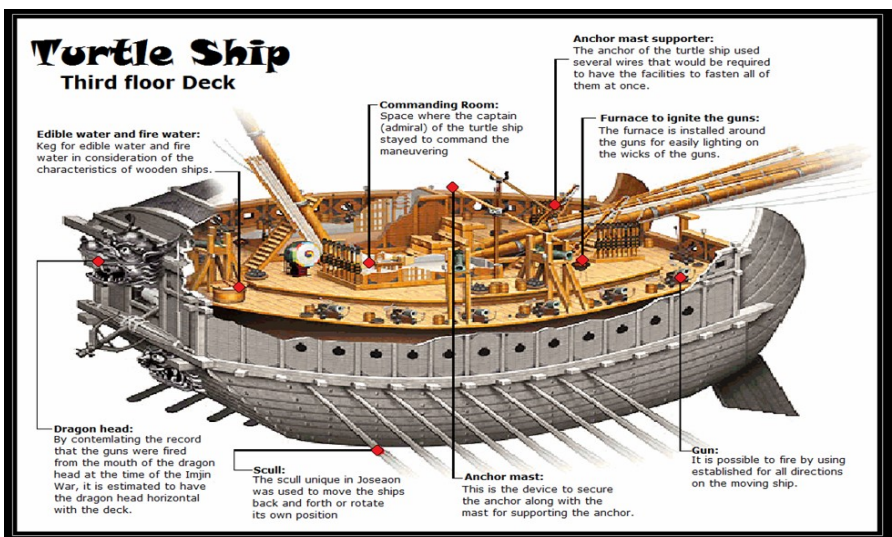
VOL. 1, ISSUE 1

APRIL 2014

Types of Products You Can Produce



GOAL FOR THIS PROJECT



The goal of your final project is for you to produce an interesting, attractive piece of nonfiction that teaches. You may choose an informational, explanatory, or entertainment approach. You must select a topic and research it thoroughly. You must become a content expert. In the end, you will share your content in a visually-dominant manner that is highly supported by structure, content, text features, and/or graphic aids. Use the planning sheet provided to help you get your ideas together.

WARNING: This project is multi-layered. Do not make the mistake of grabbing a picture, pasting it on a page with some text, sticking a title on it, and calling it a project. Faulty logic such as that could cost you two grades at the 50 percent level.

Work hard and do your best—always!

Helpful Hints:

Design your page in the same way you want it to appear in the magazine.

Use grid lines to help with placement of items within your article.

Do not place your work too close to the edge of the paper unless it's okay to trim some of it. Instead, leave a half-inch margin around your work.

Make sure you're consistent in your use of heading sizes, subheading sizes, text sizes, text boxes, color schemes, and such.

After You're Done Checklist:

How do you feel about your work?

Did you achieve your purpose?

Is your work attractive and appealing to the audience it was designed for/

Is your work organized and easy to read?

Did you achieve your goal?

MAGAZINE PROJECT 3

FOCUS: INFORMATIONAL TEXT & TEXT FEATURES

VOL. 1, ISSUE 1

APRIL 2014

Planning Page 1

General Topic:

Focus & Narrow Your Topic:

Audience: (Circle One)

Middle Schoolers

High Schoolers

Adults

Purpose for Writing: (Circle One)

To inform

To explain

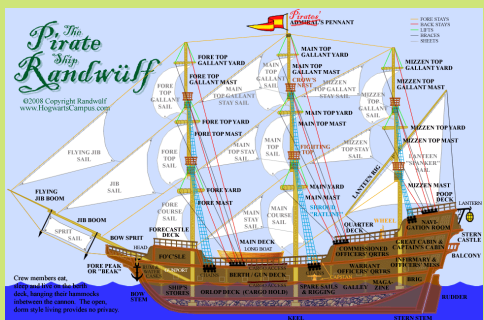
To entertain

What will your project look like?

Single Page/Portrait



Double Page/Landscape



What exactly do you want to share? What do you want your audience to know?
What is the point or end result of them knowing?

Point #1:

Point #2:

Point #3:

What outcome do you want your work to have on its intended audience?

MAGAZINE PROJECT 3

FOCUS: INFORMATIONAL TEXT & TEXT FEATURES

VOL. 1, ISSUE 1

APRIL 2014

Your Page Should Have the Following: (Planning Page 2; Mandatory)

Introduction/Overview/Orientation

Headings/Title

Subheadings/Subtitles

Text Boxes, Arrows, Lines

Text features (Look them up if you've forgotten; Need a minimum of 3)

An Appropriate & Attractive Image

Easy to Read Fonts

Suitable Color Scheme

Well-Organized Presentation (Sequential, Cause/Effect, Problem/Solution, Comparison/Contrast)

Proper use of Space & White Space

Respect for Margins

Mood & Style

Proper Use of Conventions

Bottom Line:

PROFESSIONALISM IS THE KEY!



No one should be able to tell at first glance that kids produced this magazine!

Optional Ideas:

Here are some things you can work on or add, if you have the interest or time: Mazes, Puzzles, Word Searches, Surveys, Trivia Page, A Social Quiz, A Fun *Guess What?! Page*

MATERIALS FOR MONDAY & TUESDAY'S LABS:

FLASH DRIVE

PICTURE

TEXT STRUCTURE &
A PLAN FOR YOUR WORK